



Potency Results

Sample Name: *Sour Apple Gummy*

Client: Azure Remedies

Client Batch ID:

Pinnacle-Analytics.com

3549 Lear Way, Suite 101

Medford OR 97504

P:(541)300-8217

Sample ID: rC-HS-302-F1567

Matrix: Edible

Prep Analyst: Jeff A.

Analysis Method: 0711014 H3 7-15-2025 #1.lcm

Sampling Method: N/A

Reference Method: JCB 2009: HPLC/DAD

Analysis Batch: 7-31-2025 H3 302, 536 Solids

Date Sampled: 7/31/2025

Date Reported: 8/1/2025

Client License: N/A

3405 172nd St NE Ste 5 PMB #391

Arlington WA 98223

For R&D Purposes Only

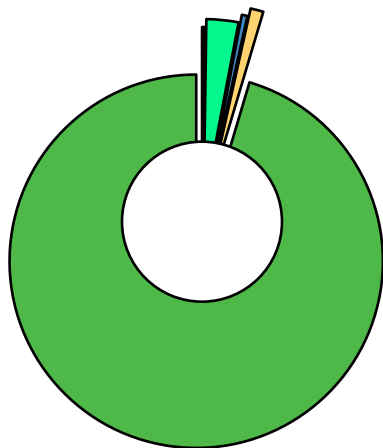
Total THC (THCA*0.877+d9-THC) 0.364%

Total CBD (CBDA*0.877+CBD) 0.0021%

Moisture Content N/A

Total THC per Unit 18.3 mg

Total CBD per Unit 0.106 mg



Cannabinoid	% Weight	mg/unit
CBDV	<LOQ	<LOQ
CBDA	<LOQ	<LOQ
CBGA	0.001	0.0503
CBG	0.0119	0.599
CBD	0.0021	0.106
THCV	<LOQ	<LOQ
CBN	<LOQ	<LOQ
d9-THC	0.0048	0.241
d8-THC	<LOQ	<LOQ
CBC	<LOQ	<LOQ
THCA	0.41	20.6
Total Cannabinoids	0.4298	21.6


*ORELAP Accredited Analyte

Limit Of Quantitation: 0.0007%, analyte not measured

 CBGA	 d9-THC
 CBG	 THCA
 CBD	



These test results may not be altered or reproduced except in full without the permission of Pinnacle Analytics. These results were generated following the Oregon Administrative Rules and in accordance with the NELAP Institute under ORELAP License #4152
Report generated by Flex_Potency_Rev1_2-9-2025



Kris Ford, PhD
Lab Director



Quality Control Results

Analyst: Jeff A.

Analysis Batch: 7-31-2025 H3 302, 536 Solids

Pinnacle-Analytics.com
3549 Lear Way, Suite 101
Medford OR 97504
P:(541)300-8217

	Duplicate RPD		LCS % Recovery		Method Blank	
	HS-0-F1556-b	Limit	C-SL-073125	Limits	C-SB-073125	Limit
CBDA	<LOQ%	30%	101.0%	90-110%	<LOQ/2	LOQ/2
CBD	2.38%	10%	104.0%	90-110%	<LOQ/2	LOQ/2
d9-THC	0.442%	10%	99.1%	90-110%	<LOQ/2	LOQ/2
d8-THC	<LOQ%	30%	103.0%	90-110%	<LOQ/2	LOQ/2
THCA	0.67%	10%	98.7%	90-110%	<LOQ/2	LOQ/2


RPD: Relative Percent Difference between unknown sample and its duplicate

LCS: Laboratory Control Sample with known concentration

Case Comments: There were no divergences from ordinary Quality Control procedures or SOPs.



These test results may not be altered or reproduced except in full without the permission of Pinnacle Analytics. These results were generated following the Oregon Administrative Rules and in accordance with the NELAP Institute under ORELAP License #4152
Report generated by Flex_Potency_Rev1_2-9-2025


Kris Ford, PhD
Lab Director